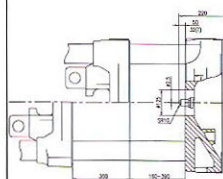


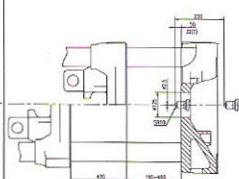
# BL90EK-BL700EK-PET

INJECTION	UNIT	BL90EK-PET		BL120EK-PET		BL160EK-PET		BL200EK-PET	
		A	B	A	B	A	B	A	B
Screw diameter	mm	40	45	45	50	50	60	55	65
Screw L/D ratio		21	24	21	24	21	24	21	24
Swept volume	cm <sup>3</sup>	230	318	318	442	442	707	594	962
Shot weight(PET)	g	253	350	350	486	486	778	653	1058
Shot weight(PET)	oz	8.9	12.3	12.3	17.1	17.1	27.5	23	37.3
Injection pressure	Mpa	140	135	135	138	138	118	141	143
Injection rate	cm <sup>3</sup> /s	126	166	166	204	204	297	238	313
Plasticzation capacity(PET)	g/s	17.5	27.8	27.8	27.5	27.5	44.4	40.6	48
Maximum screw stroke	mm	180	200	200	225	225	250	250	290
Maximum screw speed	rpm	188	185	185	150	150	165	165	168
Clamping unit									
	kN	900		1200		1600		2000	
Opening stroke	mm	360		420		480		530	
Space between tie-bar(HxV)	mm	410 x 360		460 x 410		510 x 460		560 x 510	
Maximum mold height(T-slot)	mm	160(125)		180(145)		200(165)		220(175)	
Minimum mold height(T-slot)	mm	390(355)		460(425)		530(495)		560(515)	
Maximum daylight(T-slot)	mm	750(715)		880(845)		1010(975)		1090(1045)	
Ejector stroke	mm	100		130		150		150	
Ejector force	kN	45		62		62		113	
Number of ejector pin	pc	5		5		5		9	
Power unit									
System pressure	Mpa	16		16		16		16	
Pump motor	kW	13	17	17	21	21	25	25	30
Heating capacity	kW	7.2	10.9	9.5	15.8	13.8	21.6	15.5	23.2
Number of heating zones		3 + 1	3 + 1	3 + 1	4 + 1	3 + 1	4 + 1	4 + 1	4 + 1
others									
Oil tank capacity	L	150	180	180	220	220	280	280	350
Machine dimensions(L×W×H)(Apr.)	M	3.9 x 1.3 x 1.9	4.1 x 1.3 x 1.8	4.4 x 1.4 x 1.9	4.8 x 1.4 x 1.9	4.8 x 1.4 x 1.9	5.3 x 1.4 x 2.0	5.6 x 1.5 x 2.2	5.8 x 1.5 x 2.2
Machine weight(Apr.)	Ton	3	3.2	3.6	3.8	5.0	5.2	6.2	6.4

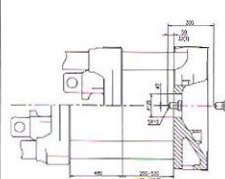
## Platen Side Size



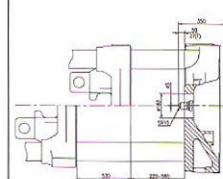
BL90EK-PET



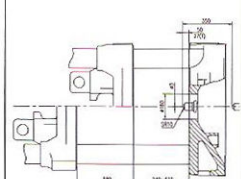
BL120EK-PET



BL160EK-PET

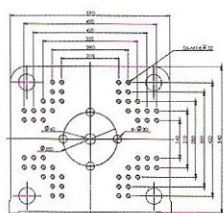


BL200EK-PET

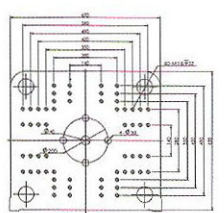


BL260EK-PET

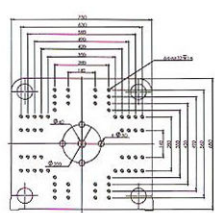
## Platen Size



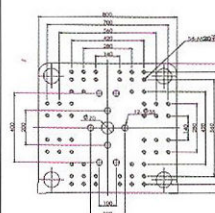
BL90EK-PET



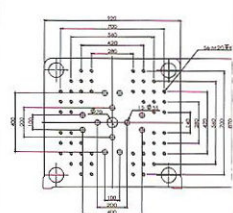
BL120EK-PET



BL160EK-PET



BL200EK-PET



BL260EK-PET

DUE TO UPGRADING PRODUCT CONSTANTLY, OUR COMPANY RESERVES THE RIGHT TO ADJUST INDIVIDUAL PARAMETERS WITHOUT NOTICE.



INJECTION	BL260EK-PET		BL320EK-PET	BL400EK-PET	BL500EK-PET	BL600EK-PET	BL700EK-PET
	A	B					
Screw diameter	65	70	80	90	100	110	120
Screw L/D ratio	21	24	24	24	24	24	24
Swept volume	962	1232	1835	2640	3574	4755	6165
Shot weight(PET)	1058	1355	2018	2904	3931	5230	6781
Shot weight(PET)	37.3	47.8	71.2	102.0	139	185	239
Injection pressure	143	146	130	133.0	121	113	117
Injection rate	313	384	512	590	756	996	1051
Plasticzation capacity(PET)	48	56.9	72.2	88.3	115.3	153.3	161.1
Maximum screw stroke	290	320	365	415	455	500	545
Maximum screw speed	168	160	111	117	114	120	92
Clamping unit	2600		3200	4000	5000	6000	7000
Opening stroke	580		660	750	850	950	1050
Space between tie-bar(HxV)	660 x 610		710 x 660	760 x 710	860 x 800	960 x 880	1060 x 960
Maximum mold height(T-slot)	240(195)		270(225)	300(255)	350(305)	400(355)	450
Minimum mold height(T-slot)	610(565)		690(645)	750(705)	800(755)	900(855)	950
Maximum daylight(T-slot)	1190(1145)		1350(1305)	1500(1455)	1650(1605)	1850(1805)	2000
Ejector stroke	180		180	210	210	240	270
Ejector force	113		113	152	152	212	212
Number of ejector pin	13		13	13	13	21	21
Power unit							
System pressure	16		16	16	16	16	16
Pump motor	30	37	47	37 + 17	25 + 37	37 + 37	47 + 37
Heating capacity	20.4	29.7	36	40.7	48.4	60.6	65.7
Number of heating zones	4 + 1	5 + 1	5 + 1	5 + 1	6 + 1	6 + 1	6 + 1
others							
Oil tank capacity	350	450	560	700	850	1000	1200
Machine dimensions(L×W×H)(Apr.)	6.0 x 1.6 x 2.2	6.3 x 1.6 x 2.2	7.5 x 1.7 x 2.3	8.1 x 1.8 x 2.4	9.4 x 1.9 x 2.4	9.7 x 2.3 x 2.7	10.2 x 2.7 x 2.7
Machine weight(Apr.)	8.2	8.5	10.7	15.8	20	23.5	27

